

Notice de montage – Assembly instructions

STAND TOTEM

Structure en aluminium noir anodisé avec pieds rétractables. Impression recto seul ou recto/verso. Installation rapide (2 min), sac de transport compartimenté inclus. Usage intérieur exclusivement.

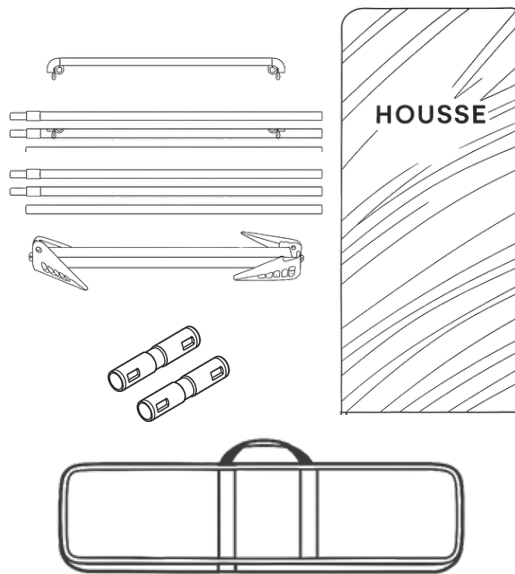
STAND TOTEM

Black anodised aluminium frame with retractable feet. Single-sided or double-sided printing. Quick to set up (2 min), compartmentalised carry bag included. For indoor use only.



Contenu des pièces :

Contents :



Besoin de plus d'informations ?

Need more information?




Retrouvez notre vidéo Youtube explicative.

Watch our Youtube video.


Notice de montage – Assembly instructions

Structure



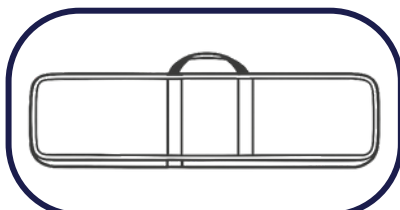
Visuel

Visual



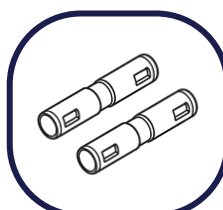
Sac de transport

Carrying bag



Connecteurs

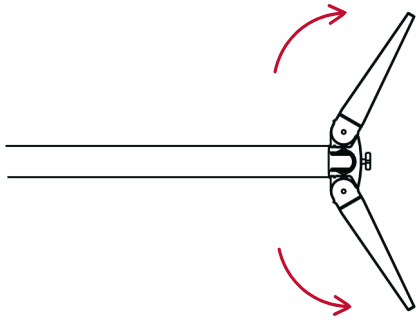
Connectors



Instruction de montage

Installation instructions


1



Écarter les pieds pliables.

Spread the folding legs.

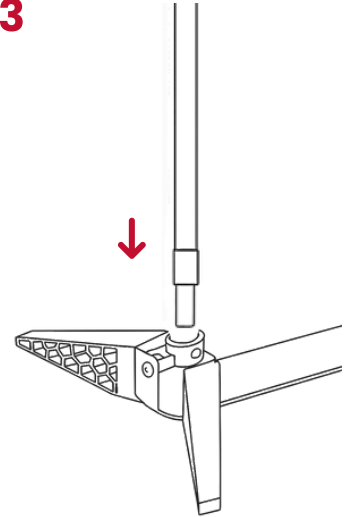
2



Réunir entre elle les deux parties du mât sur le haut de la structure.

Join the two parts of the mast together at the top of the structure.

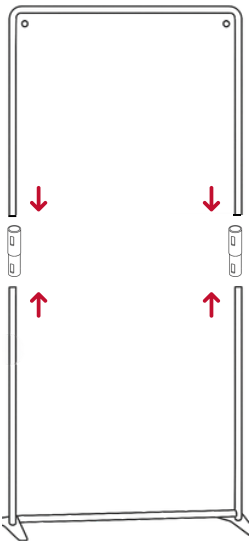
3



Insérer la partie basse de la structure, sur les pieds.

Insert the lower part of the structure on the legs.

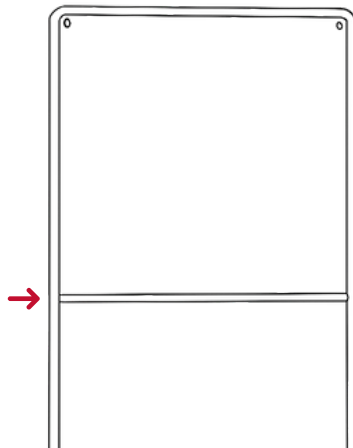
4



Assembler l'ensemble de la structure grâce aux 2 connecteurs.

Assemble the whole structure using the 2 connectors.

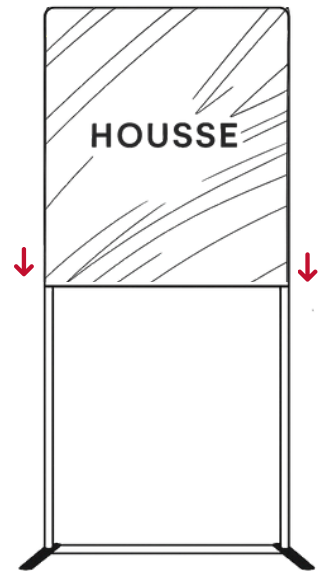
5



Incorporer la barre transversale à l'intérieur de la structure.

Incorporate the crossbar into the structure.

6



Glisser le visuel sur la structure.

Slide the visual onto the structure.

Ce produit existe en 2 versions : **Affiche Bâche B1** ou **Toile imprimée.**